



KONICA MINOLTA

## bizhub PRO 1050e

DO BUSINESS BETTER

\_PRODUCTION  
\_PRINTER  
\_COPIER  
\_SCANNER



CONNECT\_

COMMUNICATE\_

CONTROL\_

### THE PRODUCTION PRO THAT GIVES YOU MORE.

More speed. More volume. More quality. More finishing power. Print-shop performance, at a cost far less than legacy "big iron" equipment – in a smaller footprint to save space on your production floor. Konica Minolta designed the bizhub PRO 1050e for one reason: to bring you more of everything you need in a true print professional, purpose-built for the rigors of day-in, day-out production. With high-quality output at 105 pages per minute. High-volume duty cycle of 1,500,000 impressions per month. Precision paper handling and registration accuracy. And pro-quality finishing options, including perfect binding. All to keep corporate in-plant, print-for-pay and commercial print customers satisfied – and coming back for more.





The essentials of imaging

## MORE ACCURACY, MORE DETAIL, MORE RELIABILITY.

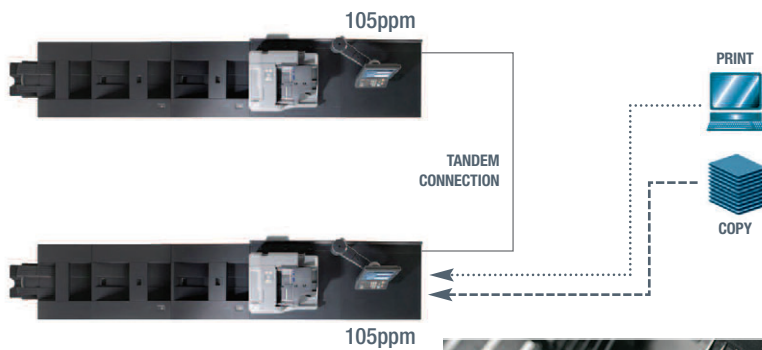

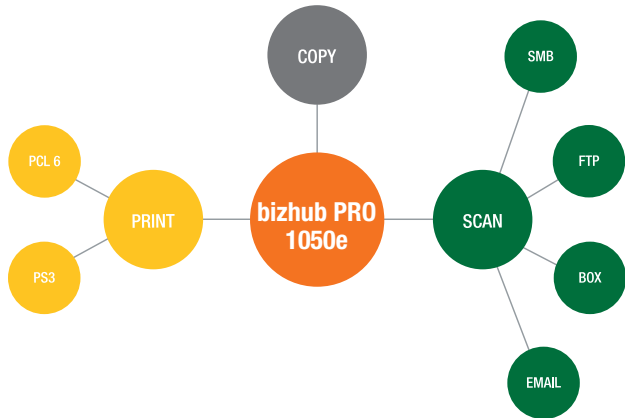
At Konica Minolta, we did our homework. Talked to production print professionals. Listened to your problems. Understood your challenges. And created a new machine from the ground up, through an exhaustive process of technological innovation resulting in numerous pending patents – in make-ready, imaging and finishing.

The result is bizhub PRO 1050e – a true production powerhouse. A professional that carries you far beyond the capabilities of ordinary printer/copiers. And a proven replacement for offset systems in the digital era. Since its introduction, the original bizhub PRO 1050 has been hard at work – helping corporate CRDs and print shops produce more at lower cost, satisfying corporate and commercial customers, and winning industry awards.

Now the new bizhub PRO 1050e raises the standard for fast, efficient, full-featured production print performance – with tandem print/copy capability for 210 ppm output, HDD security enhancements to protect sensitive customer data, new ability to handle custom paper and registration adjustments, and a new perfect binder option that produces up to 600-page books, training manuals and other lengthy documents.



**CONNECT**\_INPUT\_OUTPUT\_CLIENTS\_PROJECTS\_PRODUCTIVITY



**High-speed, high-volume production.** With numerous metal component parts and robust internal design, the bizhub PRO 1050e can produce 105 ppm print/copy output through a workhorse monthly duty cycle of up to 1,500,000 impressions

**The power to double your output speed.** Tandem Print and Tandem Copy capabilities lets you link two bizhub PRO 1050e devices to produce up to 210 ppm – a real advantage for large jobs on tight deadlines.

**Precise registration adjustment.** Front-to-back registration accuracy of 0.5mm or less helps the bizhub PRO 1050e maintain job integrity, with independent adjustments for transversal direction, timing and image shift – plus low temperature fixing, improved sensing precision and creep adjustment in booklet mode.

**Hands-off reliability.** Air blowers in paper trays separate sheets to keep even coated paper stock moving smoothly – and ultrasonic sensors detect misfeeds to prevent paper jams before they occur and maximize print production efficiency.

**Higher detail and definition.** Better toner makes a big difference – and with Simitri® Polymerized Toner that uses particles of smaller size and more consistent shape, the bizhub PRO 1050e creates high-quality documents with more legible text and greater detail in halftones and graphics.

**Built-in print control.** The print controller is built-in, for PCL/PS3 printing and network scanning. And powerful software can streamline your workflow by helping you manage print queues, production cycles, documents and devices.




## MORE WAYS TO GET THE JOB DONE BETTER.

The bizhub PRO 1050e is designed to work as hard as you do – and in any way that suits your workflow. It lets you customize paper handling, printing and finishing options, document data archiving and reprinting.

Powerful finishing options allow you to meet a superior range of production print demands. A multi-position staple/stacker lets you output 100-page reports with built-in staple-cutting function. Six folding options include gatefold and z-fold. You can also produce perfect-bound trimmed booklets of up to 600 pages, create saddle-stitched 200-page booklets – even add pre-printed covers or inserts post-process.

You can also handle heavy paper weights – from 16 lb. bond to 170 lb. index – and load sizes up to 12" x 18" in universal paper trays. Maximum paper capacity of 9,000 sheets lets you produce longer print/copy runs without operator intervention. And two optional rollaway stacker units, each with 5,000-sheet capacity, make it easy to move printed output for offline finishing or shipping.



COMMUNICATE DISTRIBUTION CONCEPTS CHANGES SCHEDULES VALUES.

**Feed originals faster.** A standard 103 opm Reversing Auto Document Feeder handles originals up to 11" x 17" and loads up to 100 sheets – with Intelligent Job Building to let you go beyond 100 sheets.

**An LCD screen that's easy to read.** Simple commands and intuitive menus make operating the bizhub PRO 1050e simple for any user.

**A powerful Staple/Stacker unit.** The FS-503 Staple/Stacker unit provides multi-position stapling, 100-sheet staple capacity, staple cutting function, and 3,000-sheet capacity.

**200-page booklet-making.** The SD-501 Saddle-Stitch Unit center-staples up to 50 sheets to create 200-page booklets with in-line face trimming.

**Six folding capabilities.** The FD-501 Multi-Folding Unit provides six folding possibilities – half-fold, gatefold, letter fold-in, letter fold-out, double parallel fold, and z-fold – plus cover insertion and hole-punch capability.

**3,000-sheet standard paper capacity.** Two standard universal trays each hold up to 1,500 sheets.

**6,000-sheet paper feed unit.** The optional PF-701 Universal Paper Feed Unit provides three optional trays, each holding 2,000 sheets of paper in sizes up to 12" x 18".

**Large-capacity stacker units.** Optional LS-501 and LS-502 Large Capacity Stackers each provide 5,000-sheet capacity and roll-away carts.


**Perfect binding for books and manuals.** The optional PB-501 Perfect Binder unit provides fast, inline perfect binding and trimming – with hot-melt gluing for strong, flexible 300-sheet, 600-page booklets, plus a cover tray that holds up to 1,000 wraparound covers.



**Control at your fingertips:** On-board control interface includes separate sequences for printing, copying and scanning – so even an untrained operator can print like a pro in no time.

**On-screen preview:** Check a thumbnail image of the document before you print – checking page layout, margins and overall appearance to cut the need for wasteful reprints.

**Paper selection at a glance:** Graphic icons highlight paper tray and output tray to make setup even easier.



## MORE POWER TO SPEED PRINT PRODUCTION.

In today's world of rising costs and shrinking deadlines, output speed is important – but workflow efficiency is essential.

That's why every bizhub PRO 1050e has built-in print control, a powerful 40 GB hard disk drive and genuine Adobe PS3 and PCL5e/XL (PCL6) interpreters with versatile, easy-to-use print drivers. You'll also have on-board control of a wide range of print production and finishing functions – including Job Memory (up to 30 jobs), Recall and Reserve (up to 500 jobs) for quick printing and reprinting.

Controls are at your fingertips. Commands are logical. Menus are intuitive – and organized by function, with separate sequences for scanning, copying and printing. Without leaving your bizhub PRO 1050e, you can preview an on-screen thumbnail of the document you're about to print – allowing you to check page layout, margins and overall appearance to avoid wasteful re-runs. Comprehensive setup and input/output settings are made even easier by a graphic icon that highlights input and output paper tray location.

There's a complete suite of PageScope® software to speed your production workflow, including PageScope Direct Print for faster output of PDF and TIFF files, and PageScope Job Spooler for flexible print queue management. PageScope Web connection lets you check device status via your standard web browser. And PageScope Net Care helps IT administrators manage all MIB-compliant output devices from a single point – even models made by other manufacturers.



**CONTROL\_SPEED\_QUALITY\_RELIABILITY\_FLEXIBILITY\_SECURITY**

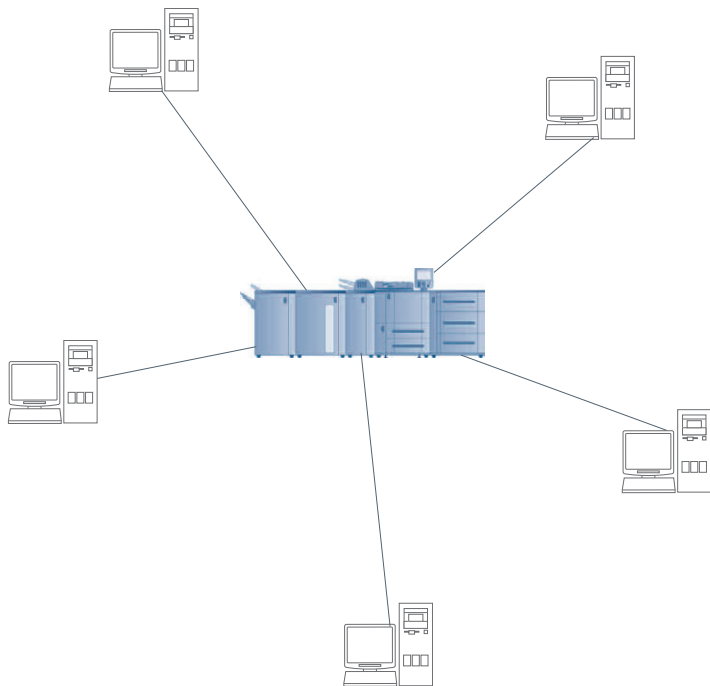




**Fast, flexible scanning:** The bizhub PRO 1050e provides Scan-to-Email, Scan-to-SMB (PC desktop), and Scan-to-HDD to store documents on your built-in high-capacity disk drive. Scan-to-FTP enables retrieval by any network user – and TWAIN scan permits retrieval of images scanned into your hard drive.

**Control print queues more effectively.** With PageScope Job Spooler, you can view and manage your bizhub PRO 1050e print queue from any network-connected PC.

**Print jobs more quickly.** PageScope Direct Print lets you send PDF or TIFF files to your bizhub PRO 1050e via simple commands without using print drivers or application software.

**Printgroove – your total production solution.** Input jobs 24/7 via the internet, handle files in any format, create and update job tickets, track jobs and manage account information - all automatically





## **bizhub PRO 1050e**

**GENERAL SPECIFICATIONS**

**TYPE:**  
CONSOLE DIGITAL PRINTER/COPIER/SCANNER

**IMAGING SYSTEM:**  
LASER ELECTROSTATIC

**DEVELOPMENT SYSTEM:**  
NEXT-GENERATION SIMITRI®  
POLYMERIZED TONER

**MONTHLY DUTY CYCLE:**  
1,500,000 PAGES

**PRINT/COPY SPEED:**  
105 PPM

**PRINT RESOLUTION:**  
1200 X 600 DPI

**REGISTRATION ACCURACY:**  
0.5MM OR LESS

**SCANNING SPEED:**  
103 PPM

**SCAN RESOLUTION:**  
200, 300, 400, 600 DPI

**HALFTONE REPRODUCTION:**  
256 GRADATIONS

**MEMORY:**  
512 MB (STANDARD)  
40 GB (HDD)

**WARM-UP TIME:**  
LESS THAN 6 MINUTES

**FIRST COPY:**  
LESS THAN 3 SECONDS

**COPY QUANTITY:**  
1 - 9,999 COPIES (COUNTDOWN,  
INTERRUPT CAPABILITY)

**MAGNIFICATION:**  
ZOOM RANGE: 25 - 400%, 0.1% INCREMENTS  
PRESET REDUCTION: 93%, 77%, 65%, 50%  
PRESET ENLARGEMENT: 121%, 129%,  
155%, 200%

**EXPOSURE MODES:**  
AUTO  
TEXT  
PHOTO  
TEXT/PHOTO  
MANUAL

**ORIGINAL SIZE:**  
TO 11" X 17" MAXIMUM

**PAPER SIZE:**  
4" X 6" TO 12" X 18"

**PAPER WEIGHT:**  
11 LB. BOND TO 140 LB. INDEX UP TO  
170 LB. INDEX /300 GSM (FROM TRAY 4)  
OHP TRANSPARENCIES, TAB PAGES,  
COATED STOCK

**PAPER SUPPLY:**  
TRAY 1: 1,500-SHEET UNIVERSAL PAPER TRAY  
TRAY 2: 1,500-SHEET UNIVERSAL PAPER TRAY

**OPTIONAL PAPER SUPPLY:**  
THREE-TRAY UNIVERSAL PAPER FEED  
UNIT, INCLUDING:  
TRAY 3: 2,000-SHEET CAPACITY  
TRAY 4: 2,000-SHEET CAPACITY  
TRAY 5: 2,000-SHEET CAPACITY

**MAXIMUM PAPER CAPACITY:**  
INPUT: 9,000 SHEETS (TOTAL, WITH OPTIONAL  
PAPER FEED UNIT)  
OUTPUT: 10,000 SHEETS (TOTAL, WITH 2  
OPTIONAL STACKER UNITS)

**DOCUMENT FEEDER:**  
DF-603 REVERSING AUTO DOCUMENT FEEDER  
(STANDARD)

**SPEED:**  
103 OPM

**PAPER CAPACITY:**  
UP TO 100 SHEETS

**PAPER SIZE:**  
5-1/2" X 8-1/2" TO 11" X 17"

**PAPER WEIGHT:**  
UP TO 110 LB. INDEX, 200 GSM

**POWER REQUIREMENTS:**  
208 - 240 V, 17.6 A, 60 HZ

**POWER CONSUMPTION:**  
3.66 KW (MAX. WITH FULL OPTIONS)

**MAIN BODY DIMENSIONS (W X D X H):**  
35-1/4" X 30-1/2" X 46-7/8"  
(895 X 775 X 1190 MM)

**WEIGHT:**  
683 LBS. (310 KG) (WITH ADF)

**OPTIONS:**  
PB-501 PERFECT BINDER  
(300-SHEET, 600 PAGE INLINE PERFECT  
BINDING WITH COVER PRINTING OR INSERTION)

FS-503 STAPLER/STACKER UNIT  
(100-SHEET CAPACITY, STAPLE,  
CUTTING FUNCTION)

FD-501 MULTI-FOLDING UNIT  
(6 FOLDING TYPES, COVER INSERTER, POST-  
INSERTION, HOLE-PUNCH)

SD-501 SADDLE-STITCH UNIT  
(50 SHEETS, 200-PAGE BOOKLET-MAKING)

LS-501 LARGE CAPACITY STACKER  
(5,000-SHEET CAPACITY)

LS-502 LARGE CAPACITY STACKER  
(5,000-SHEET CAPACITY)

PF-701 PAPER FEED UNIT  
(THREE UNIVERSAL TRAYS,  
EACH 2,000-SHEET CAPACITY)

PP-701 PAPER FEED ASSISTANCE FAN  
(DECREASES ADHESION TYPICAL OF  
PREPRINTED OR PRECONDITIONED STOCK)

RC-501 TONER RECYCLE BYPASS KIT  
POSTCARD FEED KIT  
SMALL CUSTOM SIZE UNIVERSAL FEED KIT  
REMOVABLE HDD KIT

**PAGESCOPE APPLICATIONS:**  
PRODUCTION PRINTING:  
PAGESCOPE DIRECTPRINT  
PAGESCOPE JOB SPOOLER

**NETWORK & DEVICE MANAGEMENT:**  
PAGESCOPE EMS PLUG-INS  
PAGESCOPE NDPS GATEWAY  
PAGESCOPE NET CARE  
PAGESCOPE NETWORK SETUP  
PAGESCOPE WEB CONNECTION

### **AVAILABLE FUNCTIONS\***

ANNOTATION (BATES STAMP)  
AUTO PAPER SELECTION  
AUTO MAGNIFICATION SETTING  
AUTO DOCUMENT FEEDING  
AUTO DUPLEX, STACKLESS  
AUTO LAYOUT (CENTERING)  
AUTO LOW POWER, RESET, SHUTOFF  
AUTO/TEXT/PHOTO/INCREASE  
CONTRAST EXPOSURE MODES  
AUTO TRAY SWITCHING  
BOOK COPY  
BOOKLET MAKING  
BORDER ERASE (FRAME, FOLD, FRAME & FOLD)  
COVER INSERTION  
ELECTRONIC COPY MONITOR (1,000 ACCOUNTS)  
ENERGY SAVE MODE  
ERASE (FRAME, FOLD, NON-IMAGE AREA)  
FACE-UP OR FACE-DOWN OUTPUT  
FOLDING (BOOKLET, GATEFOLD, LETTER  
FOLD-IN, LETTER FOLD-OUT, DOUBLE  
PARALLEL, Z-FOLD)  
GROUPING  
HOLE-PUNCHING (2-HOLE, 3-HOLE)  
IMAGE INSERT  
IMAGE OVERLAY (SCANNED IMAGE ONTO  
COPIED IMAGE)  
IMAGE REPEAT  
IMAGE ROTATION  
IMAGE SHIFT  
INTELLIGENT JOB BUILDING  
INTERRUPT (PAUSE)  
JOB MEMORY (30 JOBS), RECALL,  
RESERVE (100 JOBS)  
JOB STATUS  
MIXED ORIGINAL DETECTION  
NEGATIVE IMAGE CAPABILITY  
OHP INTERLEAVE (BLANK OR COPIED SHEETS)  
PRINT SPOOLING  
PROOF COPY  
ROTATION EXIT (HORIZONTAL/VERTICAL)  
SADDLE-STITCHING (CENTER-STAPLING UP TO  
50 SHEETS FOR 200-PAGE BOOKLETS)  
SCANNING: EMAIL, FTP, PC, HDD,  
TWIN SCAN (HDD DATA CAN BE RETRIEVED  
THROUGH THE TWIN DRIVER)  
SECURE PRINT  
SEPARATE SCANNING (JOB BUILDING)  
SORTING  
STAMPING  
STAPLING  
STORYBOARDING (2-IN-1, 4-IN-1, 8-IN-1,  
EVEN 16-IN-1 FROM PRINT DRIVER)  
TABS (FROM TABBED ORIGINALS TO TABBED  
SHEETS WITH TAB EJECTION FEATURE)  
TANDEM COPY/PRINT CAPABILITY  
WEEKLY TIMER  
ZOOM

### **PRINT CONTROLLER SPECIFICATIONS**

**TYPE:**  
INTERNAL PRINT CONTROLLER

**CENTRAL PROCESSING UNIT:**  
INTEL® PENTIUM® III @ 933MHZ

**MEMORY:**  
512 MB

**HARD DISK DRIVE:**  
20 GB

**PRINT DRIVERS:**  
WINDOWS, 98, ME, NT4.0, 2000, XP, 2003  
MAC OS 8.0 OR LATER  
MAC OS 10.2/10.3

**PAGE DESCRIPTION LANGUAGE:**  
PCL5E/XL (PCL6)  
ADOBE POSTSCRIPT 3

**FONTS:**  
PCL FONTS: 88  
POSTSCRIPT FONTS: 136  
INTERFACE:  
ETHERNET 10/100 BASE T  
PARALLEL IEEE 1284

**SECURITY:**  
ISO-15408 COMPLIANT  
NETWORK SCANNING:  
EMAIL, FTP, PC, HDD, TWIN SCAN  
(HDD DATA CAN BE RETRIEVED  
THROUGH THE TWIN DRIVER)

## **bizhub pro**



© 2007 KONICA MINOLTA BUSINESS SOLUTIONS U.S.A., INC. All rights reserved. Reproduction in whole or in part without written permission is prohibited. Konica Minolta and The essentials of imaging are trademarks of KONICA MINOLTA HOLDINGS, INC. bizhub, bizhub PRO, ACT, Advanced Continuous Toner, and PageScope are trademarks of KONICA MINOLTA BUSINESS TECHNOLOGIES, INC. Simitri is a registered trademark of KONICA MINOLTA BUSINESS SOLUTIONS. All other brands and product names are registered trademarks or trademarks of their respective owners.

Design and specifications are subject to change without notice.

\*With optional Postcard Kit



**KONICA MINOLTA**

KONICA MINOLTA  
BUSINESS SOLUTIONS U.S.A., INC.  
100 Williams Drive  
Ramsey, NJ 07446

[www.kmbs.konicaminolta.us](http://www.kmbs.konicaminolta.us)  
[www.kmbs.konicaminolta.us/solutions](http://www.kmbs.konicaminolta.us/solutions)

Item #: 1050EBRO  
2/07